



Flex-Fit CyTOF Panels

Human panels



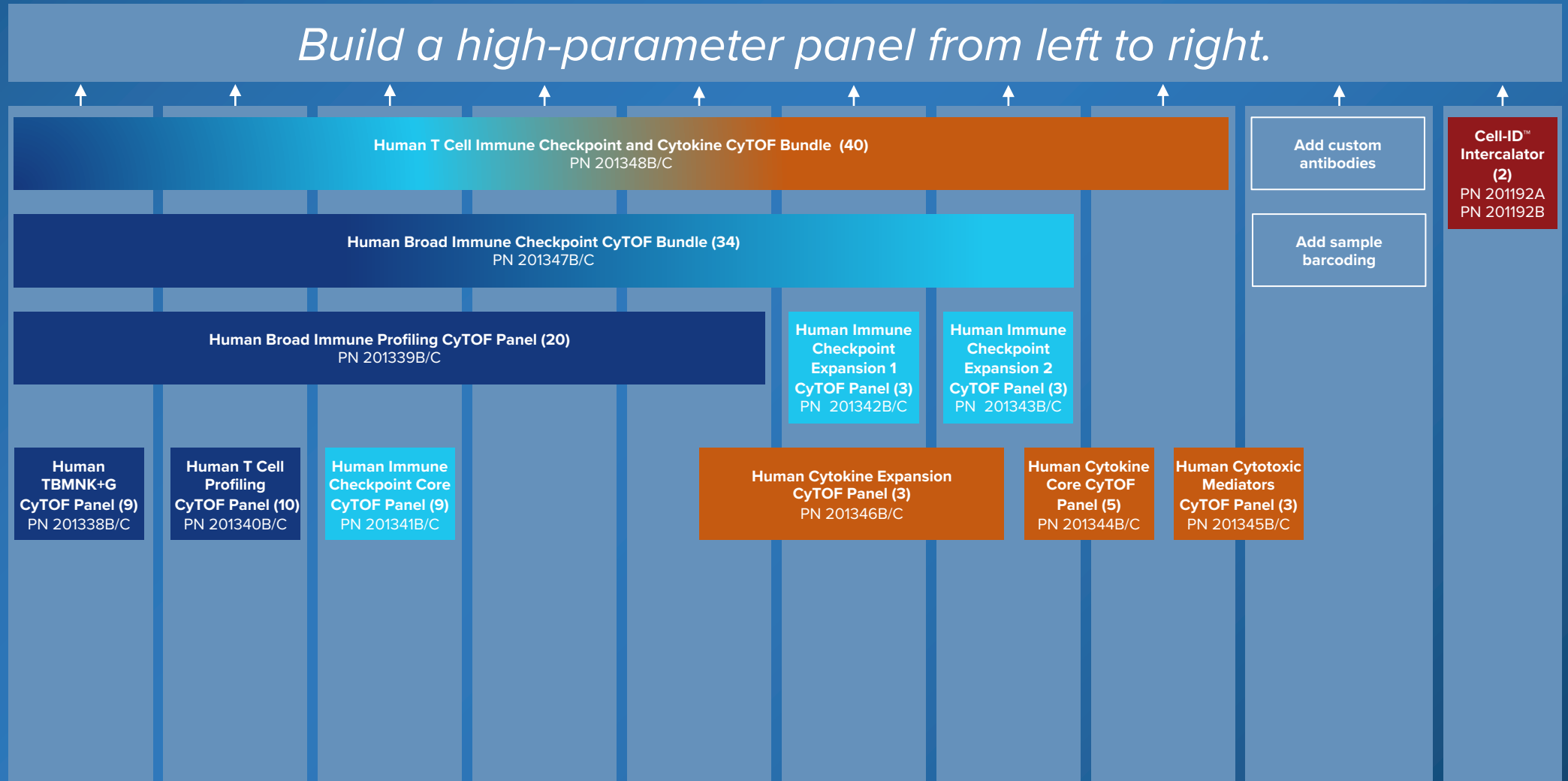
Fast and simple panel building is possible with our modular panels, designed to be compatible with one another. Use this guide to visualize how to build a high-parameter CyTOF® mass cytometry panel, with the option to add targets of interest as needed.

How to check compatibility between panels

- Panels that are horizontally adjacent are compatible.
- Panels that are vertically stacked or overlapped with one another are not compatible.

Create your panel directly in your browser with [Maxpar® Panel Designer v2.0.1](#).

Build a high-parameter panel from left to right.



Legend

- Immune profiling
- Immune checkpoints
- Cytokines
- Nuclei staining

Maxpar Direct CyTOF Panels

Human
panels



The Maxpar® Direct™ Immune Profiling Assay™ is a dry-format, ready-to-go, validated 30-marker antibody panel for whole blood or PBMC human samples. With 18 open channels for panel expansion, the Maxpar Direct Immune Profiling Assay can be customized with individual targets, surface barcodes or Expansion Panels to address a variety of research applications.




→ [View the application note](#) for details on expanding the Maxpar Direct Immune Profiling Assay.

How to check compatibility between panels

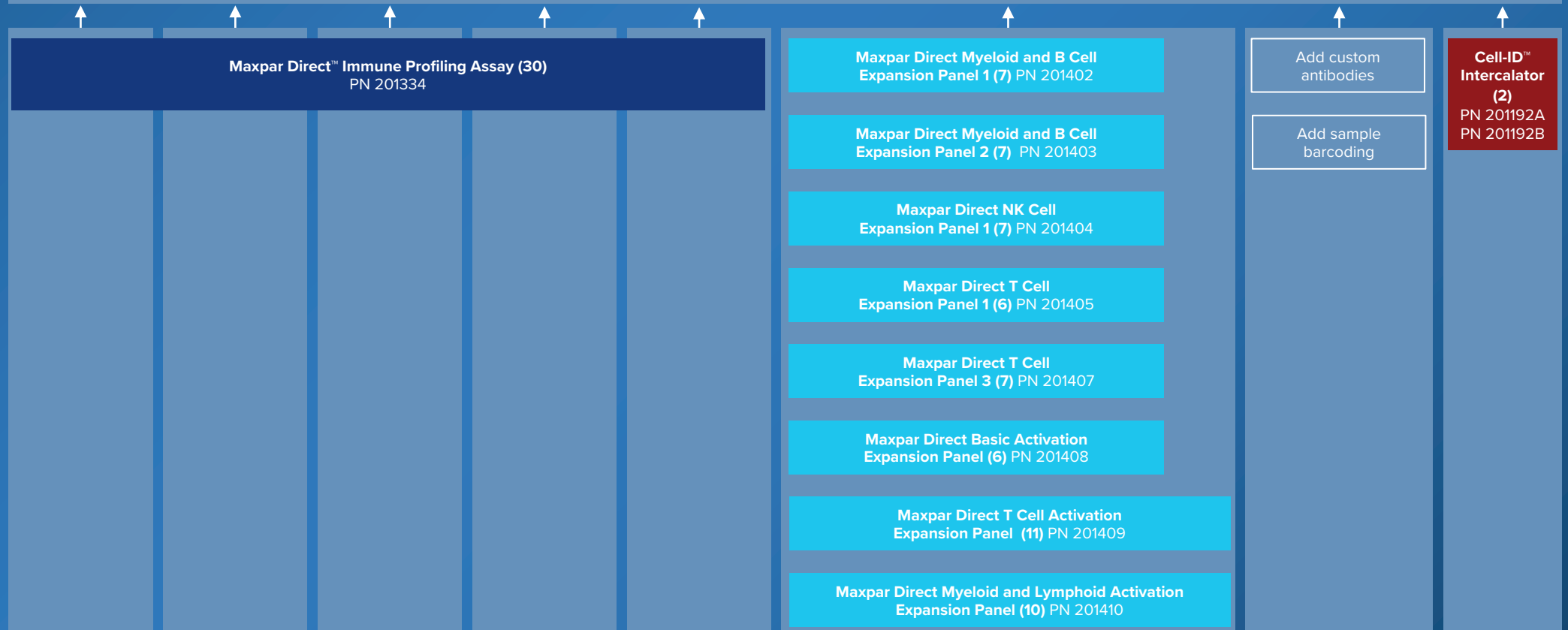
- Panels that are horizontally adjacent are compatible.
- Panels that are vertically stacked or overlapped with one another are not compatible.

Create your panel directly in your browser with [Maxpar Panel Designer v2.0.1](#).

Legend

-  Immune profiling panels
-  Expansion panels
-  Nuclei staining

Build a high-parameter panel from left to right.



Maxpar Mouse CyTOF Panels

Mouse
panels



The Maxpar OnDemand™ Mouse Immune Profiling Panel Kit is designed to provide an efficient and comprehensive immune profiling solution for mouse studies. Target specific applications such as cell cycle and signaling pathways or phenotypic and functional markers associated with specific cell types with other available panel kits for mouse samples.

→ [View the application note](#) on the Maxpar OnDemand Mouse Immune Profiling Panel Kit.

How to check compatibility between panels

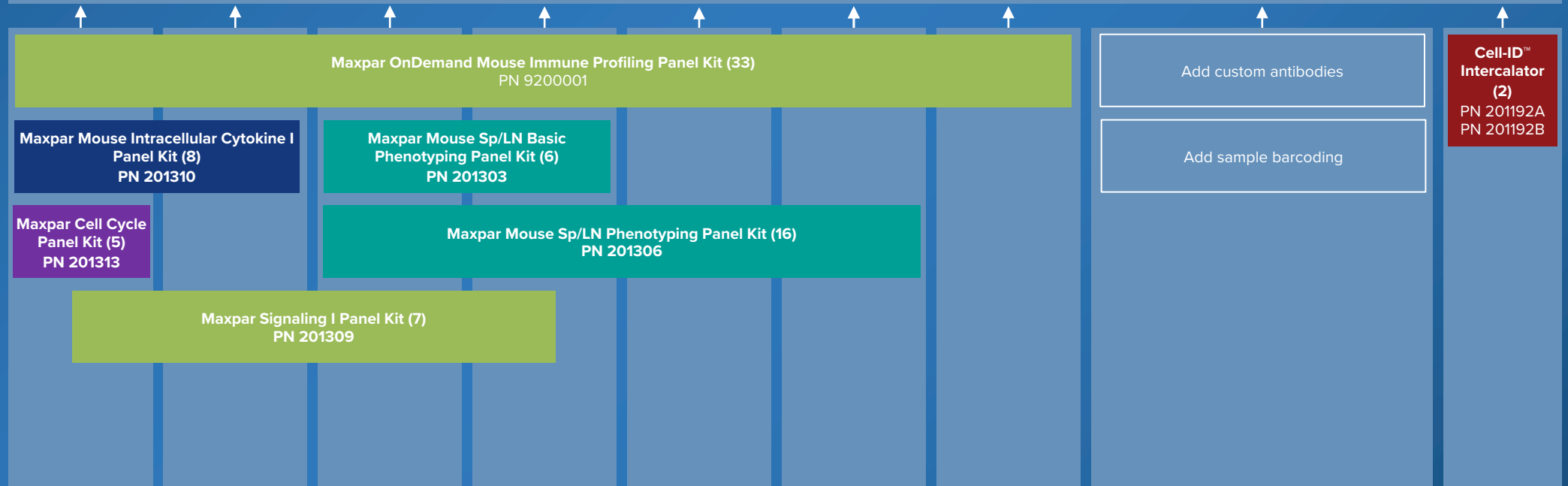
- Panels that are horizontally adjacent are compatible.
- Panels that are vertically stacked or overlapped with one another are not compatible.

Create your panel directly in your browser with [Maxpar Panel Designer v2.0.1](#).

Legend

- Standalone panels (can be customized)
- Intracellular cytokines
- Spleen and lymph node phenotyping
- Cell cycle
- Nuclei staining

Build a high-parameter panel from left to right.



For Research Use Only. Not for use in diagnostic procedures.

Limited Use Label License and other terms may apply: www.standardbio.com/legal/salesterms. Patent and License Information: www.standardbio.com/legal/notices. Trademarks: www.standardbio.com/legal/trademarks. Any other trademarks are the sole property of their respective owners. ©2024 Standard BioTools Inc. (f.k.a. Fluidigm Corporation). All rights reserved.

View all modular panels:
standardbio.com/resources/panel-design